



G-LINK

Introduction

Thank you for purchasing the Harmonic Resolution Systems G-Link. When used properly, they will give you many years of superior musical or video signal reproduction. The HRS G-Link is designed to significantly reduce the negative impact of air and structure-borne vibration on your audio or video component performance. The G-Link is specifically designed for use with HRS Isolation Bases with the G7 footer option. It provides an excellent interface between the G7 footer on any isolation base model and the floor. It will provide a true dissipative ground interface on any surface (stone, wood, carpet, etc) for the G7 footer. The G-Link should NEVER be used with the SF2, SF3 or LF footers as it will be completely unstable. The HRS G-Link in conjunction with the HRS Isolation Bases with G7 Footers is an excellent combination with the HRS Damping Plates. While the G7 Footers on the HRS Isolation Base and the G-Link dissipate internal energy from the component the HRS Damping Plates will work to reduce top chassis noise.




Safety Instructions IMPORTANT!

Do not place the HRS Isolation Bases with traditional broad band isolators (SF2, SF3, LF etc.) on the G-Link. The G-Link is designed specifically for use with the HRS G7 footers only. Using it with any other isolation base footer will make it an unstable structure.

Setup Instructions

The HRS G-Link should be centered and placed directly under each G7 footer on the HRS Isolation Base (G7 model only). The HRS G-Link is designed to provide exceptional performance with all G7 Footers with an HRS Isolation Base when an HRS frame is not available and you wish to use the base directly on the floor.

Start with the G7 foot of the Isolation Base completely threaded into the base plinth. Place one G-Link under each of the G7 Footers on the Isolation Base. Check to make sure each G-Link is centered under each G7 footer. Once all G-Link footers are in place, check to see if all four corners of the base are stable by pressing down at each corner separately. If the base rocks at all, you should adjust one G7 foot out slightly until the base is completely stable. Do not use the G7 footers to level the Isolation Base, as they are not designed to be a global leveling system. Best performance will be achieved when three of the G7 feet are completely bottomed to the base plinth and (when necessary) the remaining footer is adjusted out to stabilize the structure.



Care and Maintenance

The HRS G-Link is a very low maintenance item that will provide many years of trouble-free performance by applying these basic care instructions. Clean the HRS G-Link using a lint-free soft (non-abrasive) cloth. Use a damp cloth with water or mild soap if required. Do not spray with or immerse in water.

Warnings!

Do not place objects with sharp or pointed feet directly on the HRS G-Link as they will produce an unstable support structure

Do not place HRS Isolation Bases with SF2, SF3, LF footers on the G-Link as they will produce an unstable support structure

Do not use an abrasive cleaner or abrasive sponge to clean the HRS G-Link as they may scratch the metallic surface.

Warranty

Limited Five-Year Warranty

Harmonic Resolution Systems warrants to the purchaser that each HRS G-Link is free of manufacturing defects for a period of five (5) years from the date of purchase. This warranty is subject to the following conditions and limitations.

1. A copy of the original purchase receipt from a certified Harmonic Resolution Systems authorized retailer is used to verify the date of original purchase and ownership.
2. This warranty is void and inapplicable if the product has been handled other than in accordance with the instruction specified within this document, abuse or misused, damaged by accident or neglect or in being transported, or the defect is due to the product being tampered with, modified or repaired by anyone other than Harmonic Resolution Systems.
3. Warranty does not cover normal recommended care and maintenance.
4. Harmonic Resolution Systems shall not be responsible in any way for consequential or indirect damages or liabilities resulting from the use of the product covered herein or resulting from any breach of this warranty or any implied warranty relating to said product.

During this period, Harmonic Resolution Systems will repair or replace any defective components free of charge. A Return Authorization Number (RA Number) is required before any product is returned to Harmonic Resolution Systems for any reason. This number must be visible on the exterior of the shipping container(s) for Harmonic Resolution Systems to accept the return. Units shipped to Harmonic Resolution Systems without a visible RA Number on the exterior of the shipping container(s) are subject to be returned to the sender, freight collect.

Units to be repaired by Harmonic Resolution Systems must be sent shipping and insurance prepaid by the original purchaser in the original packaging material. A returned product should be accompanied by a written description of the defect. Repaired units will be returned by Harmonic Resolution Systems shipping and insurance prepaid.

All other warranties or conditions either written or implied are void.

(MADE IN USA)

All Harmonic Resolution Systems Inc. products are 100% Made In The United States of America by skilled craftsmen using only the finest materials and our personal dedication to the highest workmanship standards.

HARMONIC RESOLUTION SYSTEMS INC.

2495 Main Street, Suite 227

Buffalo, NY 14214

Telephone: 716-873-1437

Web: www.AVisolation.com

E-mail: sales@AVisolation.com